



# Ready's Recycle News

Preble County Solid Waste District

May 4, 2018



Volume 1, Issue 1

## “Recycling Rocks!” Issue

### 2018 Earth Day Event at PVM Camp Was Awesome!

The weather was a little wild and unpredictable at this year's 2018 Earth Day event held at Pleasant Vineyard Ministries Camp in Camden, Ohio. But despite the crazy weather and the shortening of the schedule of events due to thunder and lightening, the students were excited to begin their Earth Day activities. The May 4th event was put together for around 484 students and featured 24 presenters speaking on topics ranging from recycling, and natural resource conservation, wildlife preservation, to land-use management. The students enjoyed hands-on activities and demonstrations and asked questions at each station to increase their knowledge about how to better take care of our Earth for its human and animal occupants. Everything

went smoothly this year despite the shortened timeframe of the presentations, and many of the teachers and presenters remarked about how engaged the students were in the discussions and about how well-behaved and environmentally conscious all the students were. The FFA students did a wonderful job with helping the presenters and students at each of the stations. Thanks go out to all of the five Preble County schools that were in attendance, because without you, Earth Day would not be possible. A special acknowledgement goes out to all of the presenters for sharing their time, knowledge, and talents with the students and adults in attendance. Finally, this office would like to acknowledge PVM Camp for allowing the use of its grounds

again this year and for putting on such a great learning event for everyone.

2018 Earth Day Poster Contest Winners: 1st place: Bailey Wright of Eaton Community Schools, 2nd place: Ava Brunk of Tri-County North Schools, 3rd place: Lydia Sullenbarger of Tri-County North Schools. Congratulations to all of the winners!

We hope everyone had a great time celebrating Earth Day! Please remember to be Earth Friendly at school and at home!



1st Place- Bailey-Wright (Eaton)

### The First Earth Day in April 1970

It may be hard to imagine that before 1970, a factory could spew black clouds of toxic into the air or dump tons of toxic waste into a nearby stream, and that was perfectly legal. They could not be taken to court to stop it.

How was that possible? Because there was no EPA, no Clean Air Act, no Clean Water Act. There were no legal or regulatory mechanisms to protect our environment.

In spring 1970, Senator Gaylord Nelson created Earth Day as a way to force this issue onto the national agenda. Twenty million Americans demonstrated in different U.S. cities, and it worked! In December 1970, Congress authorized the creation of a new federal agency to tackle environmental issues, the U.S. Environmental Protection Agency. [\\*https://www.epa.gov/history/epa-history-earth-day](https://www.epa.gov/history/epa-history-earth-day)

Address- 4239 US Rt. 127 South  
Eaton, Ohio 45320

Phone- 937-456-6880

Website-  
[www.preblecountyrecycles.org](http://www.preblecountyrecycles.org)

#### Inside this issue:

2018 Earth Day at PVM Camp	1
The First Earth Day	
Earth Day Poem	2
Color Me Earth Day Picture	
Earth Day Joke	
Ways to Celebrate Earth Day	3
Easy Things to Do -Earth Day	
Earth Day Coffee Filter Art	4

#### Upcoming Event:

After Hours Chamber of Commerce Celebration to Honor Camden Elementary's Recycling Program is on May 10, 2018 from 5:00 to 7:00 P.M. at Camden Elementary School. All students, teachers, staff are invited as well as the general public!



## Earth Day Poem


I am the Earth  
And the Earth is me.  
Each blade of grass,  
Each honey tree,  
Each bit of mud,  
And stick and stone  
Is blood and muscle,  
Skin and bone.



And just as I  
Need every bit  
Of me to make  
My body fit,  
So Earth needs  
Grass and stone and tree  
And things that grow  
here  
Naturally.



That's why we  
Celebrate this day.  
That's why across  
The world we say:  
As long as life,  
As dear, as free,  
I am the Earth  
And the Earth is me.



If you want to save the Earth,  
the animals the grass and the  
trees,  
Get on board and  
Color Me Please!

Jane Yolen

Earth Day Copyright 1995 by Jane Yolen

First appeared in the Three Bears Holiday Rhyme Book, published by Har-


### Earth Day Joke:

What did the tree wear to the pool party?— Swimming trunks!

## Ways to Celebrate Earth Day...

1. Help clean up a nearby park.
2. Plant a tree.
3. Start a vegetable garden to share with others.
4. Create Earth Day posters for your school.
5. Buy items at the store that are recyclable or in recyclable packages.
6. Walk or use a bike instead of a car.
7. Turn off lights when you leave the room.
8. Hand wash dishes instead of using the dishwasher.
9. Take shorter showers.
10. Turn off the water as you brush teeth.

### Easy things you can do TOGETHER this Earth Day!



We suggest you be a Planet Pal for Earth Day and Everyday!

Remember the 3 "R"s: **REDUCE, REUSE, RECYCLE**

Share earth responsibilities with friends using these ideas:

Have a Planet Pals Party full of Planet Pals [activities!](#)

- Turn over a new leaf...Have a Plant a tree day in your neighborhood

Have a school or neighborhood toy or [yard sale](#)

Organize a classroom [Yankee Swap](#) (a grab to trade unused items)

Have an [Earth Day Recycle Parade](#):

- Plan a neighborhood cleanup
- Make an Ecology Cleanup list and hand out to neighbors
- Put on an Earth Day Play Using Planet Pals Playhouse
- Design an Earth Day Posters and put them up in your community.
- Have your class write a Earth Day Poems...send them to us
- Make Earth Day Greeting Cards and exchange them
- Collect can and bottles to return and donate the money to an Earth Organization
- Start an Earth website

Have your class send an [Earth Day Pledge](#)

Make a [One Green Thing A Day Pledge](#)

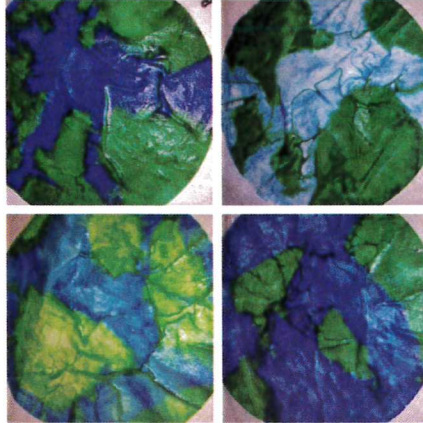
Have an [ink-jet cartridge -cell phone fund raiser collection](#) at your school

- Have your class or group join the American Forests Project

Have your class or group join the [world recycles project](#)

Visit the website [PlanetPals.com](#) to explore all sorts of fun Earth Day activities for your classroom or your home!

## Earth Day Coffee Filter Art



### Materials:

- paper coffee filters
- washable markers
- spray bottle with water

### Instructions:

1. Using washable marker pens in blues and greens, color your coffee filter with continents and oceans. Although it can be fun to think about the shapes of the Earth's real continents and try to draw them accurately, this isn't at all important. You just want to create a "blue green marble like our planet as seen from outer space. NOTE: Marker ink seeps quickly into the coffee filter, which is meant to absorb moisture: you don't have to worry about the white space in between marker strokes.
2. When you are satisfied with your continents and oceans, lay your coffee filter down flat on your table surface and spray it lightly with water from the spray bottle. The ink will begin to run together and spread, like a watercolor painting. NOTE: Don't spray too much water on the earth: if you do, the colors may get very mixed and muddy.
3. Leave your wet earth on the table top to dry. If you do them outside, they will be dry in 20 minutes or so. As soon as your earths are dry, they can be taped up in a window. If they get too wrinkly, gently iron them on medium heat (and without any water spray or steam).

Happy Earth Day!

\*Article found at: <http://www.pbs.org/parents/crafts-for-kids/coffee-filter-earth-day-art>